




Music Note Flashcards

- Print single sided (preferably on card stock), and then cut these sheets into individual flashcards.
- The names of the notes are in the circle in the top left hand corner of the card. Write this name on the back of the card with a pencil, and then black out the name in the circle on the front of the card with a pen or a marker. This way, you can do flashcard quizzes with your child (without them seeing the answer).
- The alphabet cards can be used in a “match-up” activity. Shuffle the cards and ask your child to are to match alphabet letters with the correct Staff Notes.
- Print extra copies of the cards as you need them.



© 2021 www.Piano-Together.com



© 2021 www.Piano-Together.com



© 2021 www.Piano-Together.com




© 2021 www.Piano-Together.com



© 2021 www.Piano-Together.com



© 2021 www.Piano-Together.com




© 2021 www.Piano-Together.com

D




© 2021 www.Piano-Together.com

E




© 2021 www.Piano-Together.com

F




© 2021 www.Piano-Together.com

G



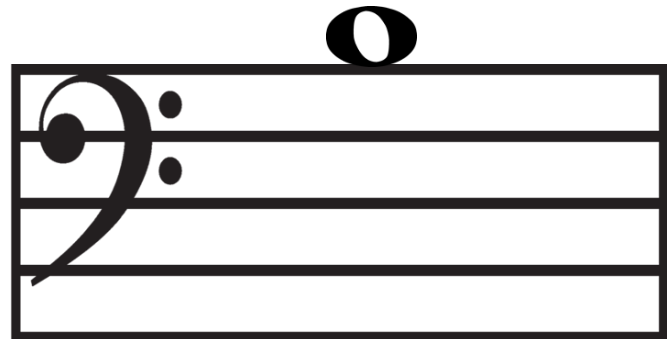
© 2021 www.Piano-Together.com

C



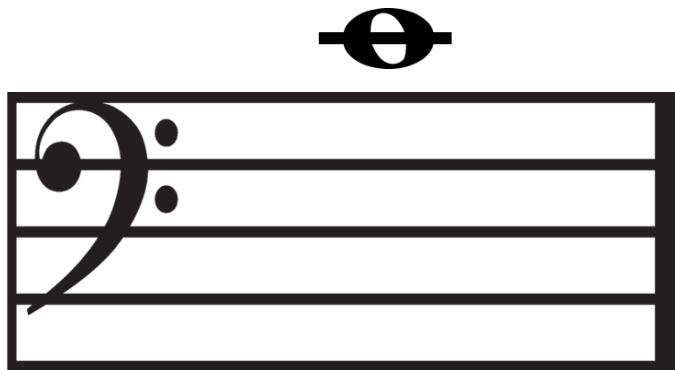
© 2021 www.Piano-Together.com

B



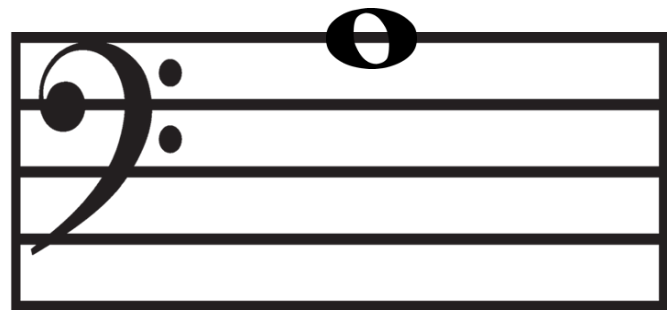
© 2021 www.Piano-Together.com

C



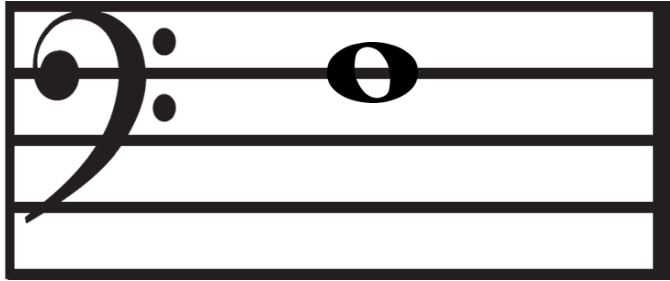
© 2021 www.Piano-Together.com

A



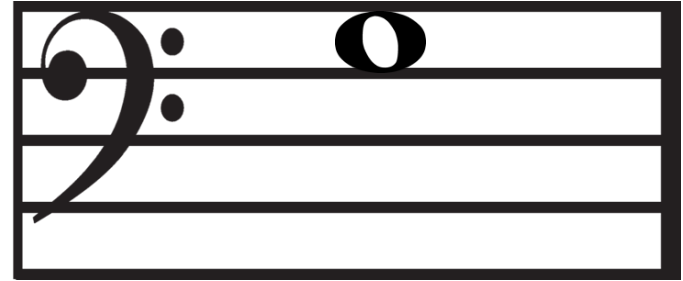
© 2021 www.Piano-Together.com

F



© 2021 www.Piano-Together.com

G



© 2021 www.Piano-Together.com