

Mini Mozarts

Music Reading Exercises

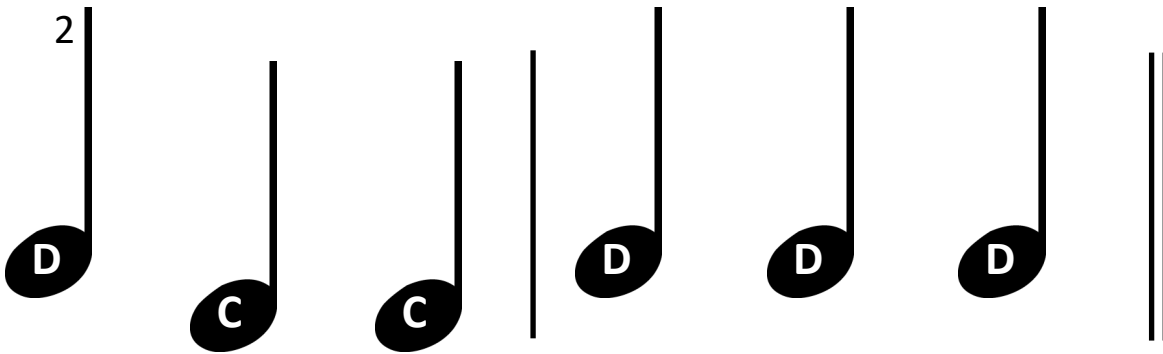
Book A



© www.etudes-music.com

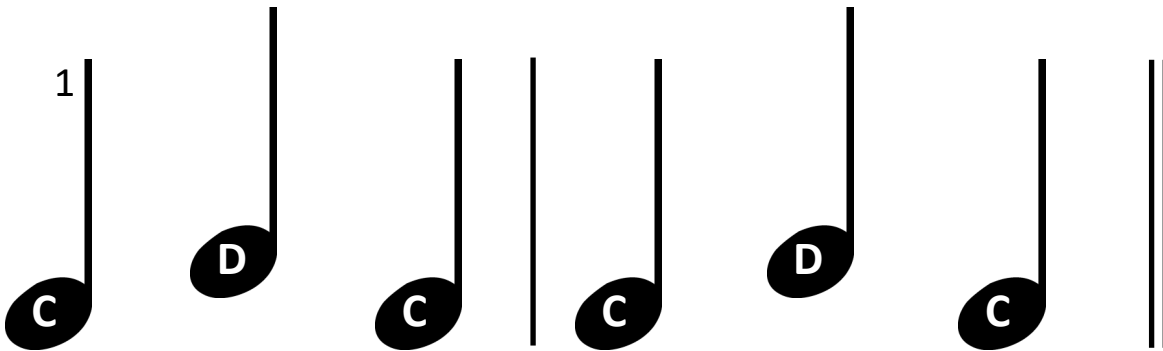
Exercise 1

R.H.



Exercise 2

R.H.



Five Star Challenge



Point to each note
and rest and count
aloud



Clap and say the note
names and counts
(eg C, 2, D, 2, C, C)



Play and say the note
names and counts



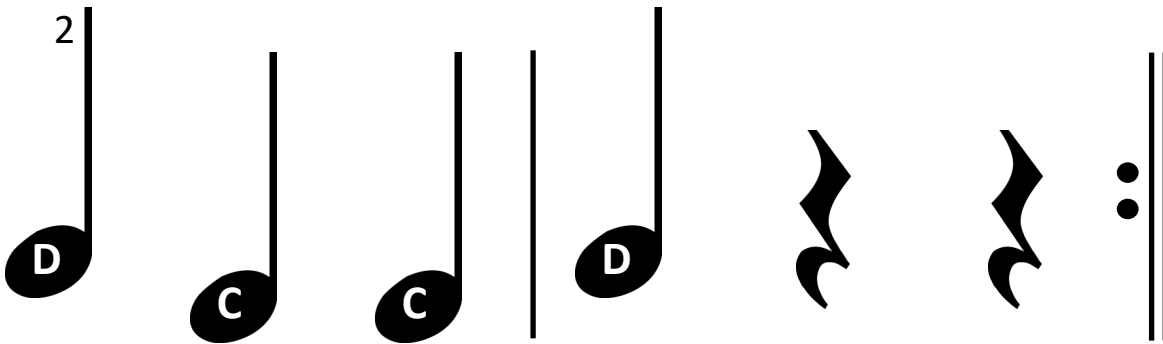
Play without looking at
down at your hands



Play evenly without
any pauses

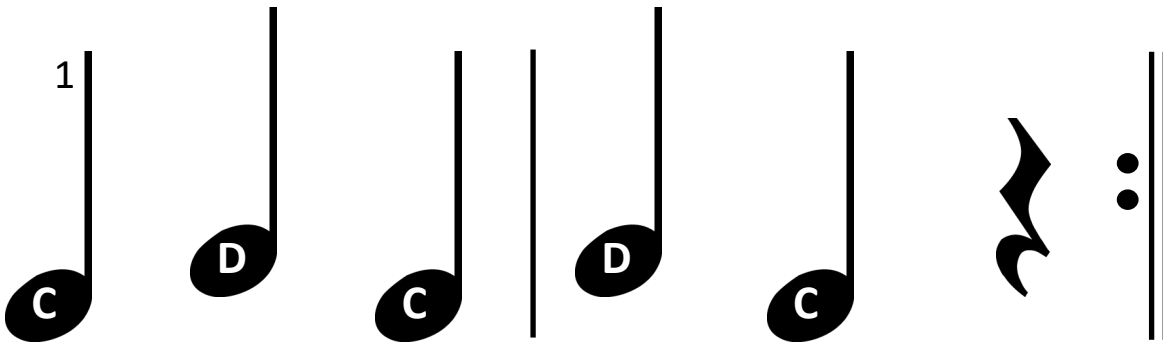
Exercise 1

R.H.



Exercise 2

R.H.



Five Star Challenge



Point to each note
and rest and count
aloud



Clap and say the note
names and counts
(eg C, 2, D, 2, C, C)



Play and say the note
names and counts



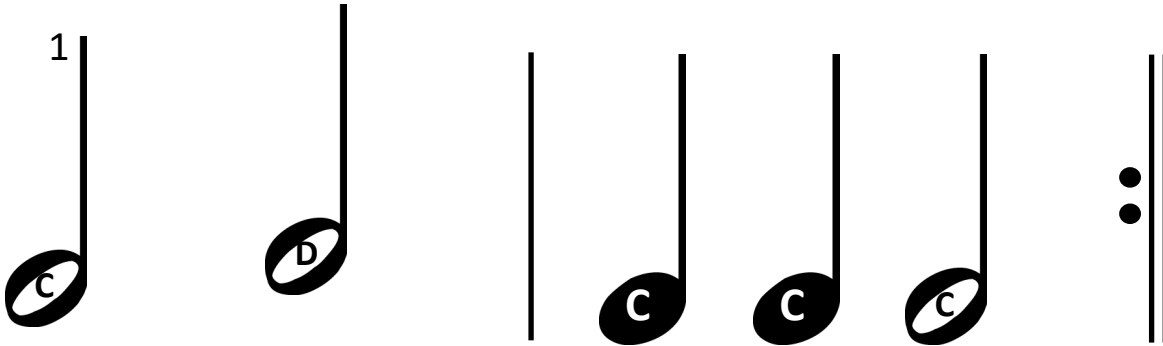
Play without looking at
down at your hands



Play evenly without
any pauses

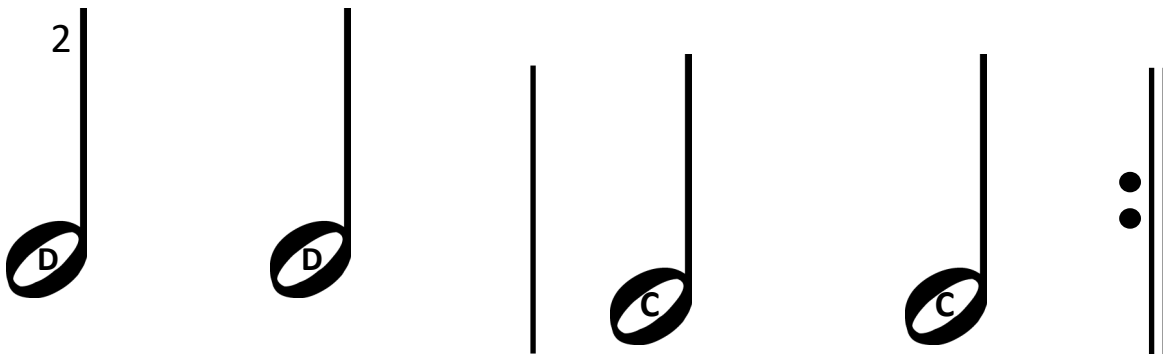
Exercise 1

R.H.



Exercise 2

R.H.



Five Star Challenge



Point to each note
and rest and count
aloud



Clap and say the note
names and counts
(eg C, 2, D, 2, C, C)



Play and say the note
names and counts



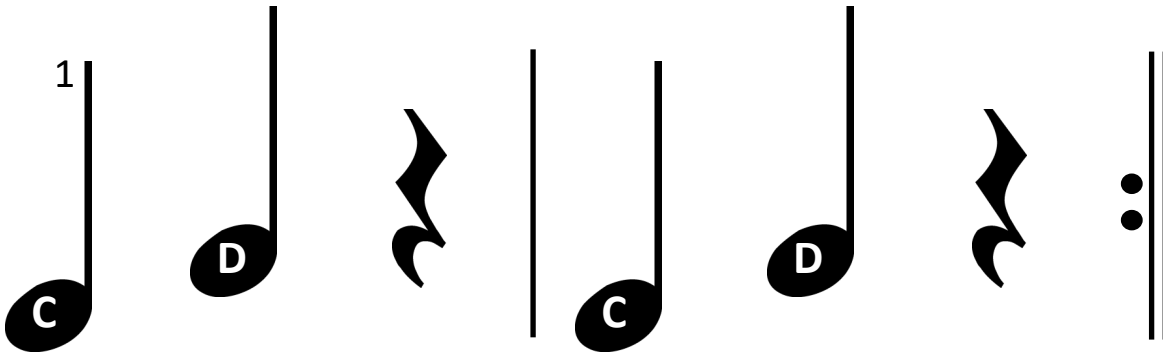
Play without looking at
down at your hands



Play evenly without
any pauses

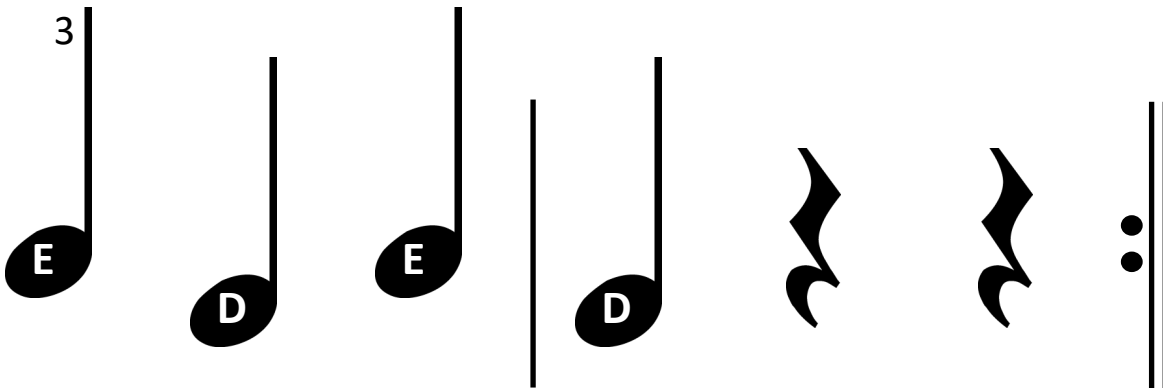
Exercise 1

R.H.



Exercise 2

R.H.



Five Star Challenge



Point to each note
and rest and count
aloud



Clap and say the note
names and counts
(eg C, 2, D, 2, C, C)



Play and say the note
names and counts



Play without looking at
down at your hands



Play evenly without
any pauses


Exercise 1

R.H.



Exercise 2

R.H.



Five Star Challenge



Point to each note
and rest and count
aloud



Clap and say the note
names and counts
(eg C, 2, D, 2, C, C)



Play and say the note
names and counts



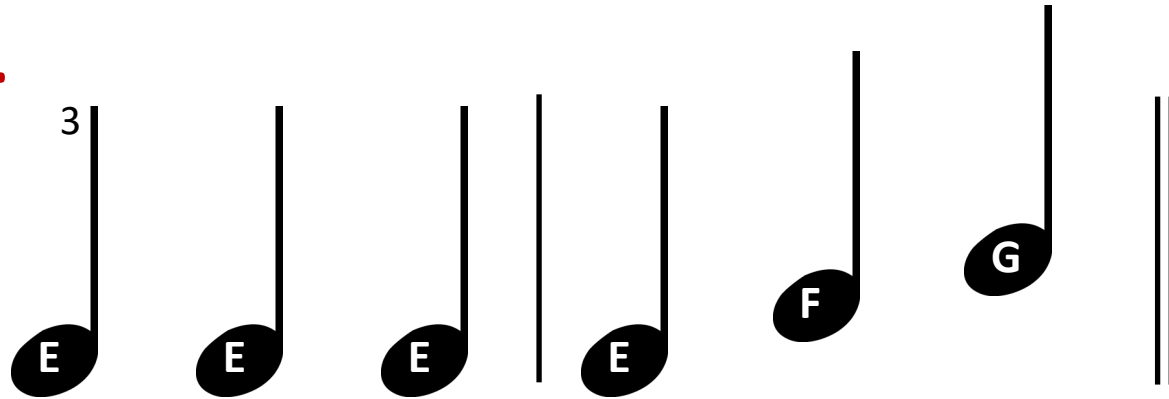
Play without looking at
down at your hands



Play evenly without
any pauses

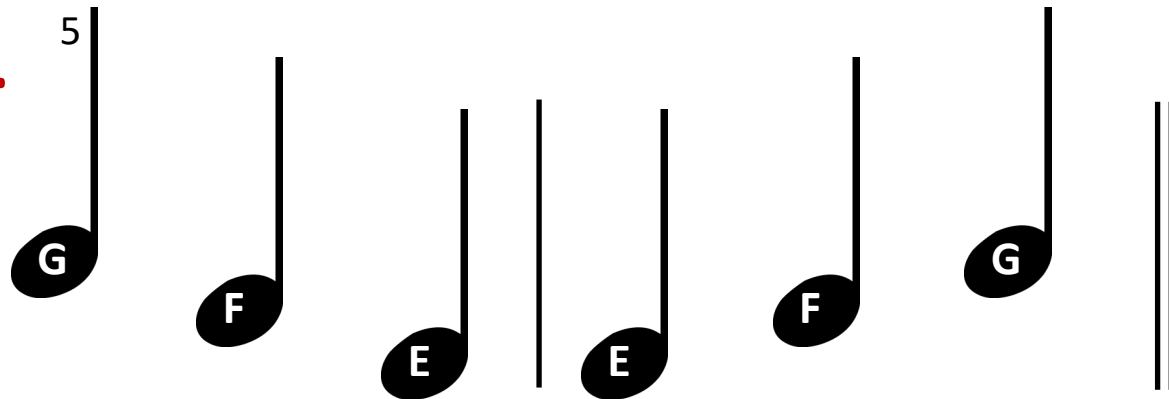
Exercise 1

R.H.



Exercise 2

R.H.



Five Star Challenge



Point to each note
and rest and count
aloud



Clap and say the note
names and counts
(eg C, 2, D, 2, C, C)



Play and say the note
names and counts



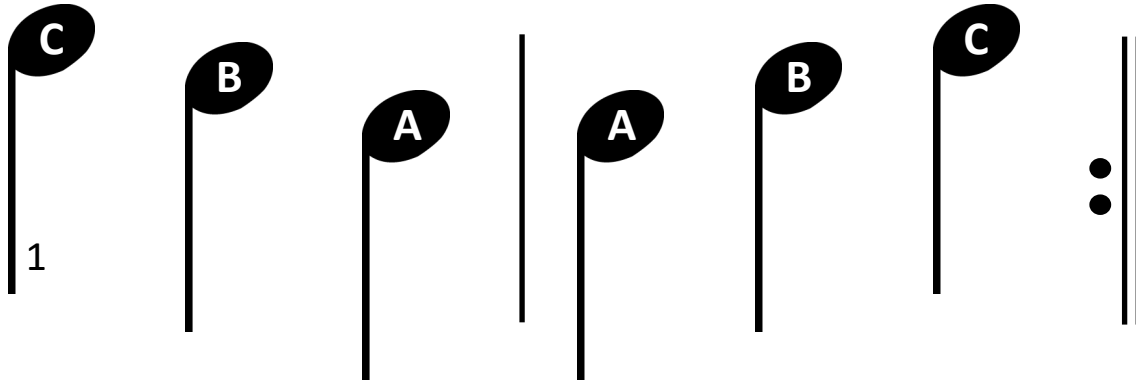
Play without looking at
down at your hands



Play evenly without
any pauses

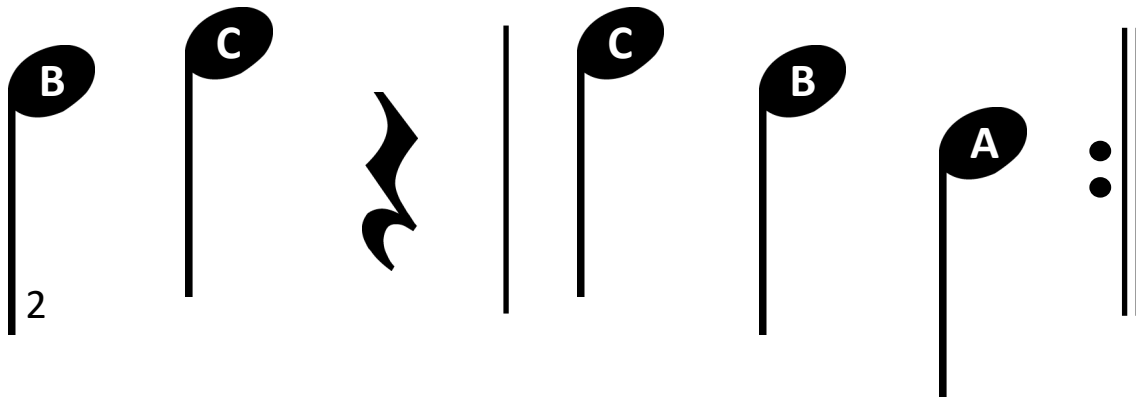
Exercise 1

L.H.



Exercise 2

L.H.



Five Star Challenge



Point to each note
and rest and count
aloud



Clap and say the note
names and counts
(eg C, 2, D, 2, C, C)



Play and say the note
names and counts



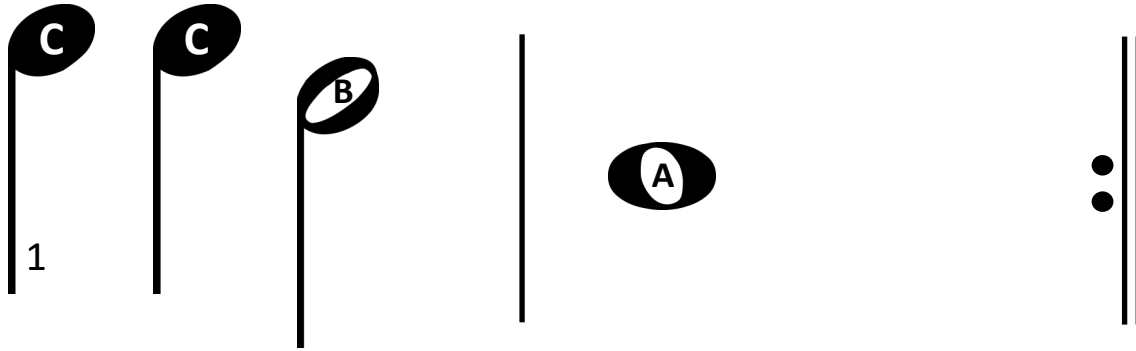
Play without looking at
down at your hands



Play evenly without
any pauses

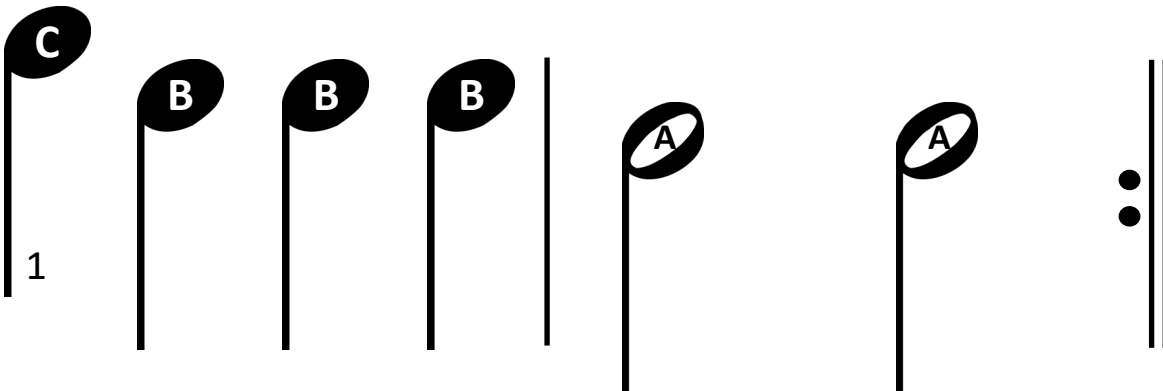
Exercise 1

L.H.



Exercise 2

L.H.



Five Star Challenge



Point to each note
and rest and count
aloud



Clap and say the note
names and counts
(eg C, 2, D, 2, C, C)



Play and say the note
names and counts



Play without looking at
down at your hands



Play evenly without
any pauses

Exercise 1

L.H.



3



Exercise 2

L.H.



3



Five Star Challenge



Point to each note
and rest and count
aloud



Clap and say the note
names and counts
(eg C, 2, D, 2, C, C)



Play and say the note
names and counts



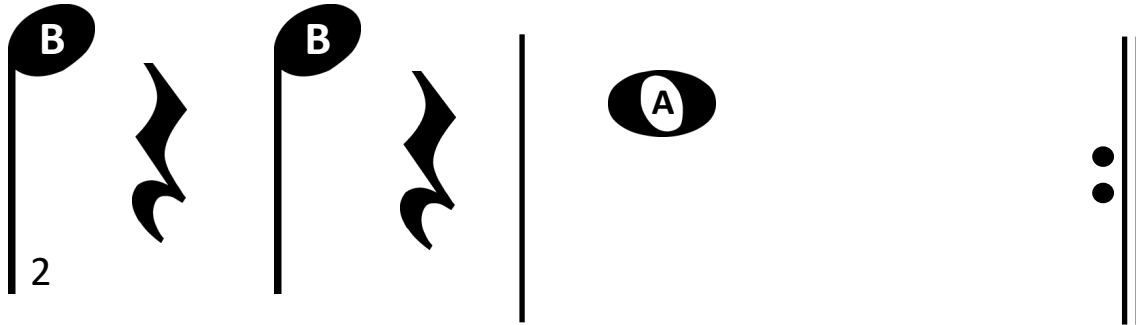
Play without looking at
down at your hands



Play evenly without
any pauses

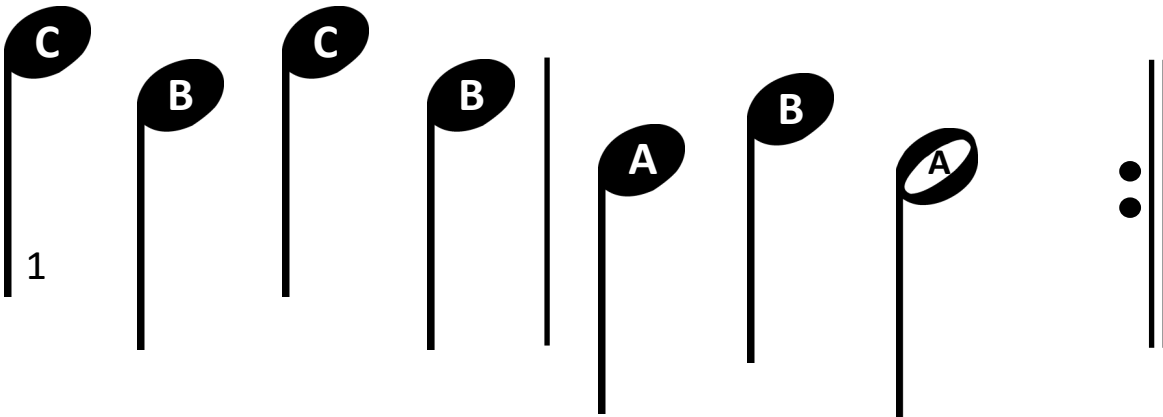
Exercise 1

L.H.



Exercise 2

L.H.



Five Star Challenge



Point to each note
and rest and count
aloud



Clap and say the note
names and counts
(eg C, 2, D, 2, C, C)



Play and say the note
names and counts



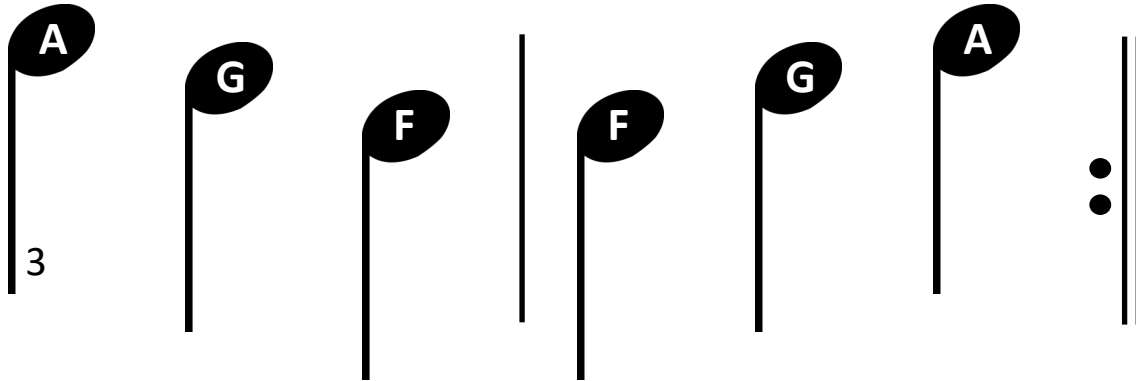
Play without looking at
down at your hands



Play evenly without
any pauses

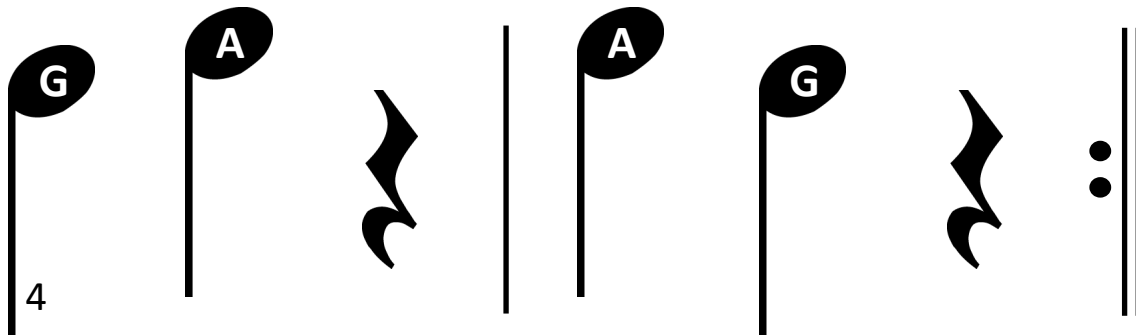
Exercise 1

L.H.



Exercise 2

L.H.



Five Star Challenge



Point to each note
and rest and count
aloud



Clap and say the note
names and counts
(eg C, 2, D, 2, C, C)



Play and say the note
names and counts



Play without looking at
down at your hands



Play evenly without
any pauses